



Product & Services catalogue


Reusable plastic packaging and
pooling solutions for a more efficient
and sustainable supply chain.

Index

Pallets	3
Pallets	3
Display pallets	7
Layers & trays	8
Layer solutions	8
Beverage trays	10
Bulk containers & bins	11
Dry bulk containers	11
Liquid bulk containers	13
Display bins	16
Crates	20
Wood look active lock crates	20
Press lock crates	25
Active lock crates	28
Egg crates	32
Nestable crates	34
E-commerce crates	37
Meat crates	39
Crystal clear system	41
Wood look displays	45
Dollies	47
<hr/>	
Pooling solutions	48
Rent	48
Buy	48

Want to know why
Tosca and your business
would make a great team?

Watch our Tosca brand
video here.



Pallets

Tosca reusable plastic pallets offer unrivalled hygiene, durability, space-savings, ease of use and overall cost-reduction, compared to wood. Made of high-strength polymers, our plastic pallets are compatible with our containers and integrate with traceability systems to track pallet and load.



H1 1208

External	1200 x 800 x 160 mm
Weight	18 kg
Loading capacity	1000 kg in rack
Loading quantities	495 units per trailer
Base	3 closed runners
Deck	7 mm rims
Metal re-inforced	no



L1 1208

External	1200 x 800 x 150 mm
Weight	20 kg
Loading capacity	1250 kg in rack
Loading quantities	528 units per trailer
Base	3 runners
Deck	anti-slip
Metal re-inforced	yes



CR1 1208

External	1200 x 800 x 160 mm
Weight	19 kg/21,5 kg
Loading capacity	1750 kg in rack
Loading quantities	495 units per trailer
Base	3 runners
Deck	anti-slip
Metal re-inforced	yes



CR3 1210

External	1200 x 1000 x 160 mm
Weight	23/25,5 kg
Loading capacity	1400 kg in rack
Loading quantities	390 units per trailer
Base	3 runners
Deck	5 mm rims / anti-slip
Metal re-inforced	yes



CR3-5 ECO 1210

External	1200 x 1000 x 160 mm
Weight	25 kg
Loading capacity	1400 kg in rack
Loading quantities	390 units per trailer
Base	5 runners
Deck	5 mm rims / anti-slip
Metal re-inforced	yes



DIC 1210

External	1200 x 1000 x 165 mm
Weight	26 kg
Loading capacity	1500 kg in rack
Loading quantities	390 units per trailer
Base	5 runners
Deck	7 mm rims / anti-slip
Metal re-inforced	no





PPP3 1210

External	1200 x 1000 x 160 mm
Weight	20 kg
Loading capacity	1250 kg in rack
Loading quantities	390 units per trailer
Base	3 runners
Deck	anti-slip
Metal re-inforced	no



PPP5 1210

External	1200 x 1000 x 160 mm
Weight	20 kg
Loading capacity	1250 kg in rack
Loading quantities	390 units per trailer
Base	5 runners
Deck	anti-slip grommets
Metal re-inforced	no



Want to know
more about
our pallets?

Click here for
more information.

Display pallets

Keep product in stock more easily than with ordinary wood pallets using this multi-function reusable plastic pallet. Designed to go straight from truck to retail aisle, it can replace traditional shelving, eliminating the time and cost of merchandising. With a space-efficient design and the strength for easy, secure stacking, it makes more of your truck and storage space. And the high-quality polymer construction meets the many special demands of food and beverage transport and display.



1/4 Pallet

External	600 x 400 x 145 mm
Incremental height	60 mm (nested)
Weight	2,2 kg
Loading capacity	250 kg
Loading quantities	5.200 units per truck



1/2 Pallet

External	800 x 600 x 165 mm
Incremental height	165 mm
Weight	7 kg
Loading capacity	500 kg
Loading quantities	990 units per truck
Availability	Only for pooling

Want to know more about our display pallets?

[Click here for more information.](#)



Layer solutions

Tosca layer pads and reusable plastic trays reduce packaging waste and boost profitability by cutting replenishment time. High-capacity, lightweight trays stack easily and fit securely on Tosca dollies and pallets.



Can layer pad - 3 sizes

1211


External	1245x 1175 x 0,8 mm
Weight	1 kg
Loading quantities	19500 units per trailer

1311

External	1295x 1115 x 0,8 mm
Weight	1,06 kg
Loading quantities	19500 units per trailer

1411

External	1415 x 1115 x 0,8 mm
Weight	1,12 kg
Loading quantities	19500 units per trailer



Want to know more about our layers & trays?

[Click here for more information.](#)



Can pallet - 3 sizes

1211


External	1250 x 1180 x 130 mm
Weight	23 kg
Loading quantities	400 units per trailer
Base	5 runners

1311

External	1300 x 1120 x 140 mm
Weight	22 kg
Loading quantities	400 units per trailer
Base	5 runners

1411

External	1420 x 1120 x 140 mm
Weight	25 kg
Loading quantities	360 units per trailer
Base	5 runners



Can top frame - 3 sizes

1211

External	1250 x 1180 x 40 mm
Weight	4,2 kg
Loading quantities	2000 units per trailer

1311

External	1300 x 1120 x 40 mm
Weight	4,6 kg
Loading quantities	2000 units per trailer

1411

External	1420 x 1120 x 40 mm
Weight	5 kg
Loading quantities	2000 units per trailer

Beverage trays

Reduce the frequency of restocking with this high-capacity beverage tray. Prevent lost sales due to lack of inventory on display, and lower your labor costs, as less-frequent replenishment is required. These durable plastic trays are reusable for years, after which we recycle and remanufacture them ourselves, ensuring a full circle of sustainability.



Beverage tray 1L

External	800 x 600 x 76 mm
Weight	2,7 kg
Volume	72 bottles
Cap diameter	30,3 mm
Loading capacity	500 kg



Beverage tray 2L

External	800 x 600 x 77 mm
Weight	2,56 kg
Volume	48 bottles
Cap diameter	30,3 mm
Loading capacity	500 kg



Dry bulk containers

Tosca's durable dry bulk containers offer the capacity for shipping larger product volumes with the strength to protect fragile items. Foldable, nestable and stackable, they save space during transportation and when stored, improving efficiency in the supply chain.



Smartbox 1208

External	1200 x 800 x 805 mm
Internal	1120 x 720 x 660 mm
Folded	1200 x 800 x 298 mm
Weight	41 kg
Volume	565 l
Loading capacity	500 kg
Loading quantities	264 units per trailer (297 without lid)
Stack	8 units (9 without lid)
Base	2 runners
Drop door	1
Options available	Lid





Magnum Optimum 1208

External	1200 x 800 x 958 mm
Internal	1142 x 742 x 785 mm
Folded	1200 x 800 x 265 mm
Weight	50,5 kg
Volume	665 l
Loading capacity	750 kg
Loading quantities	264 units per trailer (297 without lid)
Stack	8 units (9 without lid)
Base	2 runners
Drop door	2
Options available	Lid



Magnum Optimum 1210

External	1200 x 1000 x 1000 mm
Internal	1140 x 940 x 815 mm
Folded	1200 x 1000 x 325 mm
Weight	57,2 kg
Volume	873 l
Loading capacity	750 kg
Loading quantities	208 units per trailer (234 without lid)
Stack	8 units (9 without lid)
Base	2 runners
Drop door	2
Options available	Lid

Liquid bulk containers

Tosca's durable liquid bulk containers offer the capacity for shipping larger volumes of liquids, but also the strength to protect liquid contents. Foldable, nestable and stackable, they save space during transportation and when stored, improving efficiency in the supply chain.



Combo 285 BD

External	1155 x 1155 x 1132 mm
Internal	1065 x 1045 x 940 mm
Folded	1155 x 1155 x 467 mm
Weight	85,5 kg
Volume	1060 l
Loading capacity	1400 kg
Loading quantities	110 units per trailer
Stack	5 units
Base	5 runners
	Bottom discharge
Drop door	No



Want to know more about our bulk containers?

[Click here for more information.](#)



Combo 285 BD-DD

External	1155 x 1155 x 1132 mm
Internal	1065 x 1045 x 940 mm
Folded	1155 x 1155 x 467 mm
Weight	88,5 kg
Volume	1060 l
Loading capacity	1400 kg
Loading quantities	110 units per trailer
Stack	5 units
Base	3 runners
	Bottom discharge
Drop door	1



Superior Hybrid

External	1219 x 1016 x 1147 mm
Internal	1134 x 934 x 943 mm
Folded	1219 x 1016 x 354 mm
Weight	105 kg
Volume	1000 l
Loading capacity	1500 kg
Loading quantities	182 units per trailer
Stack	7 units
Base	3 runners
	Bottom discharge
Drop door	1


Click here for
the Puratos
case study video.






Superior Hybrid 500

External	1200 x 800 x 918 mm
Internal	1130 x 724 x 718 mm
Folded (with lid)	1200 x 800 x 372 mm
Weight	67 kg
Volume	560 l
Loading capacity	1000 kg
Loading quantities	198 units per trailer
Stack	6 units
Base	3 runners
	Bottom discharge
Drop door	1



Check out the life
of a pooled Superior Hybrid

Click on the video below.



Display bins

Ship and display confidently with this retail-ready bin that goes seamlessly from truck to storage to store floor, saving time and labor. It replaces traditional shelving, eliminating merchandising time. The strong, durable construction protects products better than corrugated in transport while features like the optional rising floor further improve efficiency in-store.



1/4 Display bin 111

External	600 x 400 x 1112 mm
Internal	560 x 360 x 935 mm
Folded	600 x 400 x 457 mm
Incremental height	417 mm (folded)
Weight	19 kg
Volume	188,5 l
Loading capacity	130 kg
Loading quantities	650 units per truck
Base	pallet or wheels
Options available	rising base



Display bin 76

External	800 x 600 x 765 mm
Internal	748 x 548 x 600 mm
Folded	800 x 600 x 300 mm
Incremental height	285 mm (folded)
Weight	23,4 kg
Volume	246 l
Loading capacity	170 kg
Loading quantities	528 units per truck
Base	pallet
Options available	rising base



Display bin 96

External	800 x 600 x 965 mm
Internal	748 x 548 x 800 mm
Folded	800 x 600 x 500 mm
Incremental height	485 mm (folded)
Weight	26,5 kg
Volume	328 l
Loading capacity	230 kg
Loading quantities	330 units per truck
Base	pallet
Options available	rising base



Display bin 109

External	800 x 600 x 1088 mm
Internal	760 x 560 x 920 mm
Folded	800 x 600 x 428 mm
Incremental height	389 mm (folded)
Weight	34,6 kg
Volume	391,5 l
Loading capacity	250 kg
Loading quantities	396 units per truck
Base	wheels
Options available	rising base



Display bin 108

External	800 x 600 x 1090 mm
Internal	748 x 548 x 925 mm
Folded	800 x 600 x 610 mm
Incremental height	560 mm (folded)
Weight	31,7 kg
Volume	380 l
Loading capacity	250 kg
Loading quantities	264 units per truck
Base	wheels
Options available	rising base



1/2 Display bin 77

External	1000 x 600 x 777 mm
Internal	948 x 548 x 615 mm
Folded	1000 x 600 x 314 mm
Incremental height	299 mm (folded)
Weight	30 kg
Volume	315 l
Loading capacity	230 kg
Loading quantities	416 units per truck
Base	pallet
Options available	rising base





8060 Low bin

External	800 x 600 x 395 mm
Internal	745 x 545 x 250 mm
Folded	800 x 600 x 207 mm
Weight	11 kg
Volume	110 l
Loading capacity	60 kg
	stacked 5 high
Loading quantities	792 units per truck



80120 Low bin

External	1200 x 800 x 395 mm
Internal	1145 x 1145 x 250 mm
Folded	1200 x 800 x 207 mm
Weight	17,5 kg
Volume	225 l
Loading capacity	120 kg
	stacked 5 high
Loading quantities	396 units per truck



Want to know more about our display bins?

[Click here for more information.](#)

Wood look active lock crates

This attractive, wood-look RPC has all the charm and customer appeal of a local farmers market. It is much lighter, stronger, and more hygienic than wood, and, thanks to an interlockable design, is much more stackable, too. That helps maximize cube utilization, minimize trips and reduce transportation costs. The durable plastic construction prevents product damage in transport and is more food-safe than wood.



Main categories :

- ☒ Fresh products
- ☒ Bakery

4316 Wood look AL

External	400 x 300 x 163 mm
Internal	372 x 272 x 156 mm
Folded	400 x 300 x 33.5 mm
Incremental height	29,5 mm (folded)
Weight	0,9 kg
Volume	15,8 l
Loading capacity	10 kg
Loading quantities	20.800 units per truck
	800 units per pallet*

* Pallet size 1200 x 1000 mm





6411 Wood look AL


External	600 x 400 x 113 mm
Internal	572 x 372 x 106 mm
Folded	600 x 400 x 33.5 mm
Incremental height	29,5 mm (folded)
Weight	1,3 kg
Volume	22,6 l
Loading capacity	10 kg
Loading quantities	10.400 units per truck
	400 units per pallet*

* Pallet size 1200 x 1000 mm



Check out the
CRAI case study here.

Click on the video below.



6416 Wood look AL

External	600 x 400 x 163 mm
Internal	572 x 372 x 156 mm
Folded	600 x 400 x 33.5 mm
Incremental height	29,5 mm (folded)
Weight	1,6 kg
Volume	33,2 l
Loading capacity	18 kg
Loading quantities	10.400 units per truck
	400 units per pallet*

* Pallet size 1200 x 1000 mm



6419 Wood look AL

External	600 x 400 x 188 mm
Internal	572 x 372 x 181 mm
Folded	600 x 400 x 33.5 mm
Incremental height	29,5 mm (folded)
Weight	1,75 kg
Volume	38,6 l
Loading capacity	20 kg
Loading quantities	10.400 units per truck
	400 units per pallet*

* Pallet size 1200 x 1000 mm



6422 Wood look AL

External	600 x 400 x 218 mm
Internal	572 x 372 x 210 mm
Folded	600 x 400 x 33.5 mm
Incremental height	29,5 mm (folded)
Weight	1,9 kg
Volume	44,8 l
Loading capacity	20 kg
Loading quantities	10.400 units per truck
	400 units per pallet*

* Pallet size 1200 x 1000 mm



6408 Wood look AL US

External	600 x 400 x 105 mm
Internal	572 x 372 x 98 mm
Folded	600 x 400 x 33.5 mm
Incremental height	29,5 mm (folded)
Weight	1,25 kg
Volume	20,8 l
Loading capacity	8 kg
Loading quantities	10.400 units per truck
	400 units per pallet*

* Pallet size 1200 x 1000 mm



6411 Wood look AL US

External	600 x 400 x 129 mm
Internal	572 x 372 x 122 mm
Folded	600 x 400 x 33.5 mm
Incremental height	29,5 mm (folded)
Weight	1,41 kg
Volume	26 l
Loading capacity	10 kg
Loading quantities	10.400 untis per truck
	400 units per pallet*

* Pallet size 1200 x 1000 mm



6413 Wood look AL US

External	600 x 400 x 154 mm
Internal	572 x 372 x 147 mm
Folded	600 x 400 x 33.5 mm
Incremental height	29,5 mm (folded)
Weight	1,56 kg
Volume	31,3 l
Loading capacity	18 kg
Loading quantities	10.400 units per truck
	400 units per pallet*

* Pallet size 1200 x 1000 mm



6416 Wood look AL US

External	600 x 400 x 179 mm
Internal	572 x 372 x 172 mm
Folded	600 x 400 x 33.5 mm
Incremental height	29,5 mm (folded)
Weight	1,7 kg
Volume	36,6 l
Loading capacity	18 kg
Loading quantities	10.400 untis per truck
	400 units per pallet*

* Pallet size 1200 x 1000 mm



6419 Wood look AL US

External	600 x 400 x 206 mm
Internal	572 x 372 x 199 mm
Folded	600 x 400 x 33.5 mm
Incremental height	29,5 mm (folded)
Weight	1,88 kg
Volume	42,4 l
Loading capacity	20 kg
Loading quantities	10.400 units per truck
	400 units per pallet*

* Pallet size 1200 x 1000 mm



6423 Wood look AL US

External	600 x 400 x 245 mm
Internal	572 x 371 x 238 mm
Folded	600 x 400 x 52 mm
Incremental height	48 mm (folded)
Weight	2,35 kg
Volume	50,6 l
Loading capacity	20 kg
Loading quantities	6.370 units per truck
	245 units per pallet*

* Pallet size 1200 x 1000 mm



Want to know more about our wood look crates?

Click here for more information.

Press lock crates

This lightweight RPC is the perfect choice for shipping produce from depots straight to store shelves. Its low weight makes it easy to handle, and the durable plastic construction ensures safe arrival of even fragile products.



Main categories : [Fresh products](#)

4311 Press lock

External	400 x 300 x 115 mm
Internal	372 x 272 x 104 mm
Folded	400 x 300 x 39 mm
Incremental height	33 mm (folded)
Weight	0,8 kg
Volume	10,5 l
Loading capacity	10 kg
Loading quantities	18.200 units per truck
	700 units per pallet*

* Pallet size 1200 x 1000 mm



4317 Press lock

External	400 x 300 x 170 mm
Internal	372 x 272 x 159 mm
Folded	400 x 300 x 39 mm
Incremental height	33 mm (folded)
Weight	1 kg
Volume	16 l
Loading capacity	10 kg
Loading quantities	18.200 units per truck
	700 units per pallet*

* Pallet size 1200 x 1000 mm



6411 Press lock

External	600 x 400 x 115 mm
Internal	572 x 372 x 104 mm
Folded	600 x 400 x 39 mm
Incremental height	33 mm (folded)
Weight / Volume	1,3 kg / 22 l
Loading capacity	15 kg
Loading quantities	9.100 units per truck
	350 units per pallet*

* Pallet size [1200 x 1000 mm](#)



6416 Press lock

External	600 x 400 x 165 mm
Internal	572 x 372 x 154 mm
Folded	600 x 400 x 39 mm
Incremental height	33 mm (folded)
Weight / Volume	1,6 kg / 33 l
Loading capacity	15 kg
Loading quantities	9.100 units per truck
	350 units per pallet*

* Pallet size [1200 x 1000 mm](#)



6419 Press lock

External	600 x 400 x 190 mm
Internal	572 x 372 x 179 mm
Folded	600 x 400 x 39 mm
Incremental height	33 mm (folded)
Weight / Volume	1,6 kg / 38 l
Loading capacity	20 kg
Loading quantities	9.100 units per truck
	350 units per pallet*

* Pallet size [1200 x 1000 mm](#)



6423 Press lock

External	600 x 400 x 235 mm
Internal	572 x 372 x 224 mm
Folded	600 x 400 x 39 mm
Incremental height	33 mm (folded)
Weight / Volume	1,9 kg / 48 l
Loading capacity	20 kg
Loading quantities	9.100 units per truck
	350 units per pallet*

* Pallet size [1200 x 1000 mm](#)



Active lock crates

Increase your supply chain efficiency with this lightweight, reusable plastic crate. Its panels fold easily, without applying pressure, and the active lock feature secures the RPC once it is erected. Durable construction protects vegetables, while the foldable, stackable design saves valuable space in trucks and back rooms. Supports cross-stacking.



Main categories : [✓ Fresh products](#)

4317 Active lock

External	400 x 300 x 170 mm
Internal	372 x 272 x 159 mm
Folded	400 x 300 x 39 mm
Incremental height	33 mm (folded)
Weight	1 kg
Volume	16 l
Loading capacity	10 kg
Loading quantities	18.200 units per truck
	700 units per pallet*

* Pallet size 1200 x 1000 mm



6408 Active lock

External	600 x 400 x 105 mm
Internal	572 x 372 x 96 mm
Folded	600 x 400 x 35 mm
Incremental height	29 mm (folded)
Weight	1,3 kg
Volume	20 l
Loading capacity	8 kg
Loading quantities	10.530 units per truck
	405 units per pallet*

* Pallet size 1200 x 1000 mm



6411 Active lock

External	600 x 400 x 131 mm
Internal	572 x 372 x 122 mm
Folded	600 x 400 x 35 mm
Incremental height	29 mm (folded)
Weight	1,6 kg
Volume	26 l
Loading capacity	10 kg
Loading quantities	10.530 units per truck
	405 units per pallet*

* Pallet size 1200 x 1000 mm



6413 Active lock

External	600 x 400 x 146 mm
Internal	572 x 372 x 135 mm
Folded	600 x 400 x 39 mm
Incremental height	33 mm (folded)
Weight	1,6 kg
Volume	29 l
Loading capacity	12 kg
Loading quantities	9.100 units per truck
	350 units per pallet*

* Pallet size 1200 x 1000 mm



6416 Active lock

External	600 x 400 x 181 mm
Internal	572 x 372 x 170 mm
Folded	600 x 400 x 39 mm
Incremental height	33 mm (folded)
Weight	1,8 kg
Volume	36 l
Loading capacity	18 kg
Loading quantities	9.100 units per truck
	350 units per pallet*

* Pallet size 1200 x 1000 mm



6419 Active lock

External	600 x 400 x 208 mm
Internal	572 x 372 x 197 mm
Folded	600 x 400 x 39 mm
Incremental height	33 mm (folded)
Weight	1,9 kg
Volume	42 l
Loading capacity	20 kg
Loading quantities	9.100 units per truck
	350 units per pallet*


* Pallet size 1200 x 1000 mm



6423 Active lock

External	600 x 400 x 233 mm
Internal	572 x 372 x 222 mm
Folded	600 x 400 x 39 mm
Incremental height	33 mm (folded)
Weight	1,9 kg
Volume	48 l
Loading capacity	20 kg
Loading quantities	9.100 units per truck
	350 units per pallet*

* Pallet size 1200 x 1000 mm





6425 Active lock

External	600 x 400 x 259 mm
Internal	572 x 372 x 250 mm
Folded	600 x 400 x 61 mm
Incremental height	55 mm (folded)
Weight	2,3 kg
Volume	53 l
Loading capacity	24 kg
Loading quantities	5.590 units per truck
	215 units per pallet*

* Pallet size [1200 x 1000 mm](#)



6428 Active lock

External	600 x 400 x 287 mm
Internal	572 x 372 x 278 mm
Folded	600 x 400 x 61 mm
Incremental height	55 mm (folded)
Weight	2,5 kg
Volume	59 l
Loading capacity	24 kg
Loading quantities	5.590 units per truck
	215 units per pallet*

* Pallet size [1200 x 1000 mm](#)



Want to know more about our active lock crates?

[Click here for more information.](#)

Egg crates

This RPC was created specifically for the egg industry. It provides superior strength and structural integrity to prevent product damage and reduce shrink by 50%. The innovative SmartWall™ feature simplifies merchandising and restocking. It allows retail associates to drop the front wall with one easy touch and place the case directly onto retail shelves, reducing labor by 53% and delivering cost savings throughout the supply chain. The retail-ready design perfectly fits one dozen commodity egg containers.




Main categories :  Eggs

Egg 6317

External	610 x 337 x 182 mm
Internal	588 x 309 x 165 mm
Folded	610 x 337 x 48 mm
Incremental height	42 mm (folded)
Weight	1,5 kg
Volume	30 l
Loading capacity	9 kg
Loading quantities	8.736 units per truck
	336 units per pallet*

* Pallet size 1200 x 1000 mm






Egg 6332

External	610 x 337 x 320 mm
Internal	588 x 309 x 298 mm
Folded	610 x 337 x 77 mm
Incremental height	71 mm (folded)
Weight	2,3 kg
Volume	54 l
Loading capacity	18 kg
Loading quantities	5.148 units per truck
	198 units per pallet*

* Pallet size 1200 x 1000 mm



Want to know
more about
our egg crates?
[Click here for
more information.](#)

Nestable crates

Nestable, stackable crates ensure efficient use of transport, storage, and retail space, while keeping products protected. Its durable plastic construction offers excellent product protection, and its low weight provides easier handling.



Main categories :

- ☒ Fresh products
- ☒ Non-perishable

4318 Nestable

External	400 x 300 x 180 mm
Internal	387 x 277 x 144 mm
Incremental height	53 mm (nested)
Weight	1 kg
Volume	10 l
Loading capacity	10 kg
Loading quantities	10.920 units per truck
	420 units per pallet*

* Pallet size 1200 x 1000 mm





6410 Nestable

External	600 x 400 x 106 mm
Internal	566 x 366 x 80 mm
Incremental height	40 mm (nested)
Weight	1,1 kg
Volume	16 l
Loading capacity	7 kg
Loading quantities	7.540 units per truck
	290 units per pallet*

* Pallet size 1200 x 1000 mm



6416 Nestable

External	600 x 400 x 165 mm
Internal	573 x 376 x 140 mm
Incremental height	40 mm (nested)
Weight	1,4 kg
Volume	30 l
Loading capacity	12 kg
Loading quantities	7.410 units per truck
	285 units per pallet*

* Pallet size 1200 x 1000 mm



6419 Nestable

External	600 x 400 x 198 mm
Internal	575 x 376 x 173 mm
Incremental height	46 mm (nested)
Weight	1,6 kg
Volume	37 l
Loading capacity	20 kg
Loading quantities	6.370 units per truck
	245 units per pallet*

* Pallet size 1200 x 1000 mm



6424 Nestable

External	600 x 400 x 250 mm
Internal	576 x 376 x 227 mm
Incremental height	65 mm (nested)
Weight	1,9 kg
Volume	45 l
Loading capacity	21 kg
Loading quantities	4.420 units per truck
	170 units per pallet*

* Pallet size [1200 x 1000 mm](#)

Stacked



Nested



E-commerce crates

Support your entire e-commerce system from in-store fulfillment through curbside pickup or home delivery with this lightweight, reusable plastic tote designed to increase efficiency during e-commerce fulfillment.

Durable construction simplifies the picking process and protects groceries while nestable design saves valuable space in trucks and back rooms.



Main categories :

- ☒ Fresh products
- ☒ Non-perishable

E-commerce 6425

External	600 x 400 x 252 mm
Internal	576 x 377 x 228 mm
Incremental height	65 mm (nested)
Weight	1,55 kg
Volume	45 l
Loading capacity	15 kg
Loading quantities	4.940 units per truck
	190 units per pallet*

* Pallet size 1200 x 1000 mm



E-commerce 6428

External	600 x 400 x 288 mm
Internal	573 x 374 x 263 mm
Incremental height	56 mm (nested)
Weight	1,9 kg
Volume	52 l
Loading capacity	18 kg
Loading quantities	3.640 units per truck
	140 units per pallet*

* Pallet size 1200 x 1000 mm

E-commerce 6430



External	600 x 400 x 300 mm
Internal	570 x 373 x 272 mm
Incremental height	98 mm (nested)
Weight	2 kg
Volume	54 l
Loading capacity	21 kg
Loading quantities	2.860 units per truck
	110 units per pallet*

* Pallet size 1200 x 1000 mm



Want to know more about our e-commerce crates?

[Click here for more information.](#)

Meat crates

Designed to transport meat, our foldable, stackable, and durable plastic crates replace traditional packaging such as corrugated boxes and rigid plastic crates, increasing value while decreasing costs. When folded, our crates take up to 80% less truck space, 1/6th the size of a standard rigid crate. Specifically engineered to protect high quality meat, with a unique solid base retains liquids while robust construction ensures product is well protected. Easy to clean, sanitary polymer resists moisture, insects, and fungi. Tosca meat crates are compatible with our Euro pallets, 1/2 Dolly and 1/4 Dolly.



Main categories : ☒ Meat and Poultry

4317 Meat

External	400 x 300 x 170 mm
Internal	372 x 272 x 159 mm
Folded	400 x 300 x 39 mm
Incremental height	33 mm (folded)
Weight	1 kg
Volume	16 l
Loading capacity	10 kg
Loading quantities	18.200 units per truck
	700 units per pallet*

* Pallet size 1200 x 1000 mm

6411 Meat

External	600 x 400 x 131 mm
Internal	572 x 372 x 122 mm
Folded	600 x 400 x 35 mm
Incremental height	29 mm (folded)
Weight	1,6 kg
Volume	26 l
Loading capacity	10 kg
Loading quantities	10.530 units per truck
	405 units per pallet*

* Pallet size 1200 x 1000 mm

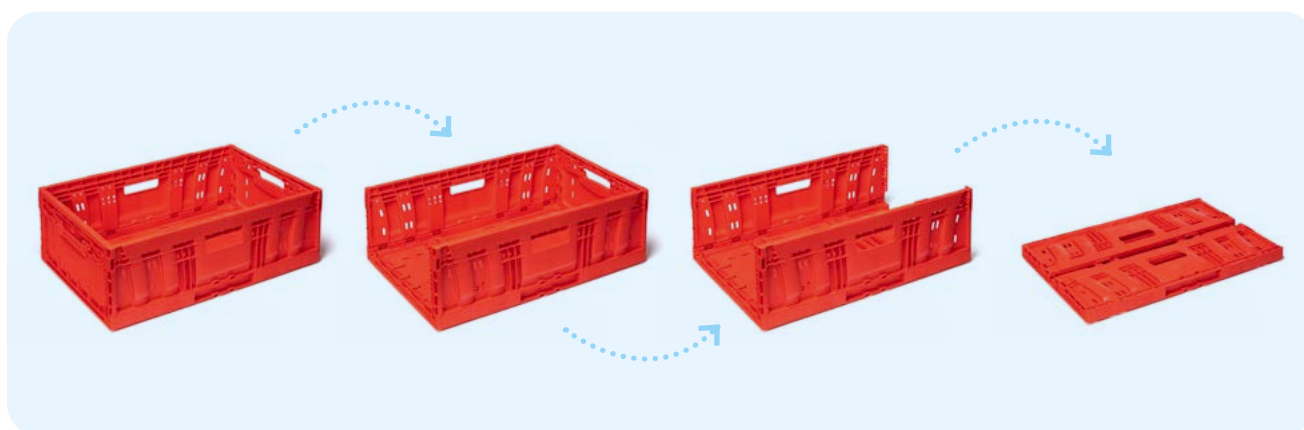




6419 Meat

External	600 x 400 x 208 mm
Internal	572 x 372 x 197 mm
Folded	600 x 400 x 39 mm
Incremental height	33 mm (folded)
Weight	1,9 kg
Volume	42 l
Loading capacity	20 kg
Loading quantities	9.100 units per truck
	350 units per pallet*

* Pallet size 1200 x 1000 mm



Crystal clear system

Designed to simplify replenishment and reduce labor in a fast-paced, crowded store environment, the Crystal Clear system pairs the aesthetically pleasing Crystal Clear crates with our 1/4 dollies. Our crates stack seamlessly on the 1/4 dolly to enable store associates to easily roll inventory onto the sales floor, eliminating stocking time while also optimizing valuable back-room storage space.



Main categories :

- ☒ Dairy
- ☒ Textile

Crystal clear crates

4309 Crystal clear crate

External	400 x 300 x 96 mm
Internal	383 x 274 x 87 mm
Folded	400 x 300 x 41 mm
Incremental height	35 mm (folded)
Weight	0,75 kg
Volume	8,8 l
Loading capacity	7 kg
Loading quantities	18.200 units per truck
	700 units per pallet*
Non food-grade	

* Pallet size

1200 x 1000 mm





6432 Crystal clear crate

External	600 x 400 x 329 mm
Internal	580 x 385 x 320 mm
Folded	600 x 400 x 76 mm
Incremental height	70 mm (folded)
Weight	2,2 kg
Volume	71,5 l
Loading capacity	10 kg
Loading quantities	4.290 units per truck
	165 units per pallet*
Non food-grade	

* Pallet size 1200 x 1000 mm





Crystal clear trays

285 Crystal clear tray

External	600 x 400 x 285 mm
Internal	528 x 390 x 240 mm
Folded	600 x 400 x 70 mm
Incremental height	66 mm (folded)
Weight	2,26 kg
Volume	49,4 l
Loading capacity	36 kg
Loading quantities	4.680 units per truck
	180 units per pallet*
Non food-grade	

* Pallet size 1200 x 1000 mm



300 Crystal clear tray

External	600 x 400 x 300 mm
Internal	528 x 390 x 255 mm
Folded	600 x 400 x 70 mm
Incremental height	66 mm (folded)
Weight	2,3 kg
Volume	52,5 l
Loading capacity	36 kg
Loading quantities	4.680 units per truck
	180 units per pallet*
Non food-grade	

* Pallet size 1200 x 1000 mm



370 Crystal clear tray

External	600 x 400 x 370 mm
Internal	528 x 390 x 325 mm
Folded	600 x 400 x 70 mm
Incremental height	66 mm (folded)
Weight	2,4 kg
Volume	66,9 l
Loading capacity	36 kg
Loading quantities	4.680 units per truck
	180 units per pallet*
Non food-grade	

* Pallet size 1200 x 1000 mm



Crystal clear displays

Crystal clear crate display

External	600 x 400 mm
Height	Depending on the tray
Non food-grade	



Want to know more about our crystal clear crate display?

[Click here for more information.](#)



Crystal clear tray display

External	600 x 400 mm
Height	Depending on the tray
Non food-grade	



Want to know more about our crystal clear tray display?

[Click here for more information.](#)

Wood Look Displays

Improve product performance at retail with attractive display solutions. We offer bins with a rising floor suitable for both logistics and display, crystal clear displays that present more visual access to the products inside, and wood look stands offering a fresh and natural style, boosting sales with an enhanced aesthetic appeal.



Main categories :

- ☒ Fruit and vegetables
- ☒ Bakery

Modular display

	1 Row	2 Rows	3 Rows
Height (max)	878 mm	1043 mm	1208 mm
Height (min)	716 mm	716 mm	716 mm
Length	600 mm	600 mm	600 mm
Width	370 mm	740 mm	1110 mm
Weight	5,4 kg	12,8 kg	20,7 kg



Flat display

External	1230 x 1230 x 740 mm
Weight	63,7 kg
Loading capacity	120 kg



Angled display

External	1230 x 1050 x 1300 mm
Weight	40,3 kg
Loading capacity	120 kg



Pyramid display

External	3120 x 1230 x 1045 mm
Weight	41,4 kg
Loading capacity	120 kg



Want to know more about our wood look displays?

[Click here for more information.](#)

Dollies

Tosca dollies are designed to add efficiency to e-commerce and facilitate faster fulfillment of online orders. They integrate securely with Tosca crates, maneuver easily and lock firmly in place. Made of durable plastic, they're lighter and longer lasting than competitive products, hygienic, and fully recyclable.



1/4 Dolly

External	600 x 400 x 150 mm
Incremental height	130 mm (nested)
Weight	4 kg
Loading capacity	250 kg
Loading quantities	2.210 units per truck
Base	wheels
Options available	attachable handle brake
Standard	popup system
Loading quantities	2.210 units per truck



1/2 Dolly

External	800 x 600 x 175,5 mm
Incremental height	158 mm
Weight	9,5 kg
Loading capacity	500 kg
Loading quantities	1.056 units per truck
Base	wheels
Options available	attachable handle brake
Standard	popup system
Loading quantities	1.056 units per truck

Want to know more about our dollies?

[Click here for more information.](#)



Pooling solutions

Select Tosca's pooling solutions to be part of the circular economy and avoid the high upfront investment in purchasing new assets and maintaining your own assets. Pay only for what you need and have the right assets delivered to the right place at the right time.

- Tosca assets are delivered to you.
- After use, assets are collected and taken to our service centres where they are inspected, repaired if necessary and washed.

Rent

Tosca offers short and long-term crate, container and pallet rental with similar benefits to pooling.


- A variety of rental terms give you the flexibility you need.
- Minimises risk and investment.
- Assets can also be washed and serviced through Tosca.

Buy

Tosca RPCs, pallets and other reusable supply chain solutions can be purchased as a direct sale from Tosca, with or without additional washing and maintenance services.

Check out the Tosca
R&D capabilities here.

Click on the video below.





A flexible network that's wherever you are.

A network of service centers in Europe

Austria	Netherlands
Belgium	Poland
France	Portugal
Germany	Spain
Ireland	Turkey
Italy	UK

Check out our washing facility in Dublin.

Click on the video below.



Check out our
service center
locations here.



Ready to optimise your supply chain?

Find out how pooling with Tosca can unlock operational efficiencies. Visit www.toscaltd.com.